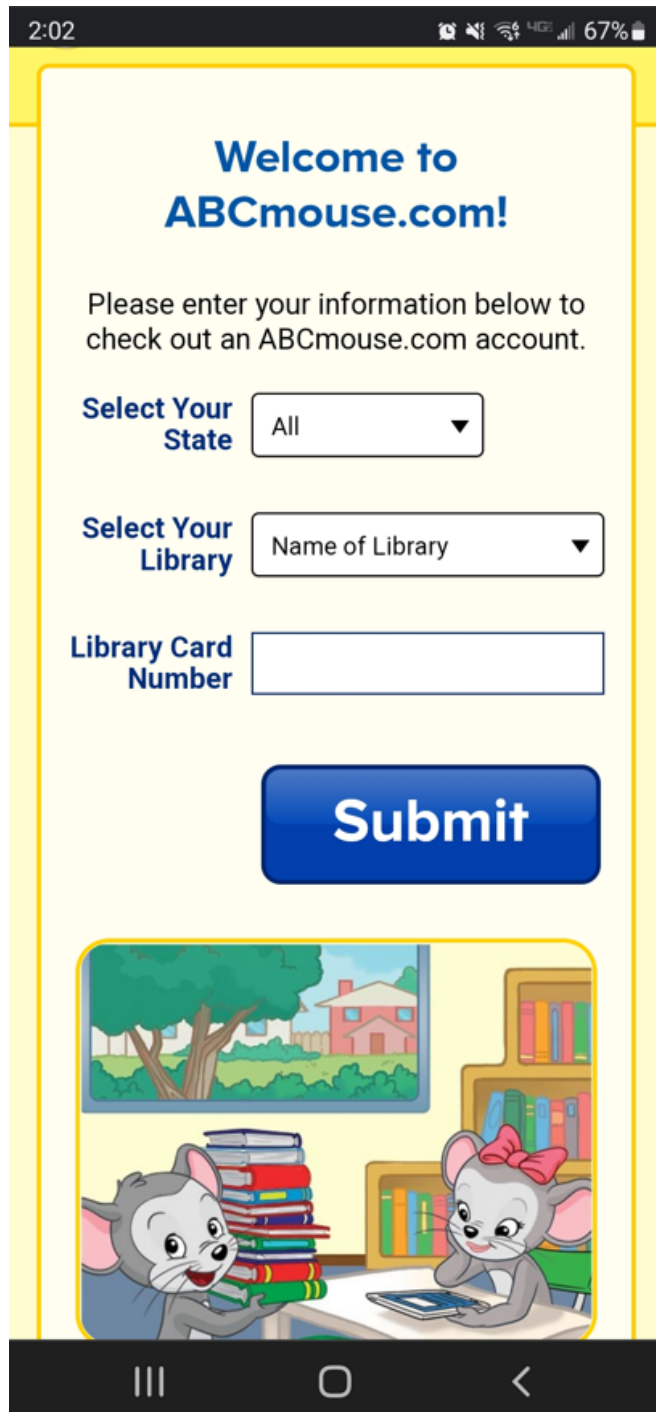


Using a Mobile Device with ABCmouse Home Access for Libraries

Creating an ABCmouse Account with a Mobile Device

Click the [link, either here or on your website](#) which should take you to the following screen—and then fill out all the fields and click Submit:



2:02 67%

**Welcome to
ABCMouse.com!**


Please enter your information below to
check out an ABCmouse.com account.

**Select Your
State**

**Select Your
Library**

**Library Card
Number**

Submit



After clicking the ABCmouse link on your library's website and authenticating with your library card information, you will be able to create an ABCmouse account at the following page:

Please fill out the following form to create an ABCmouse account, which will allow several children in your household to have their own profiles, preferences, and progress tracking.

Email Address

Confirm Email

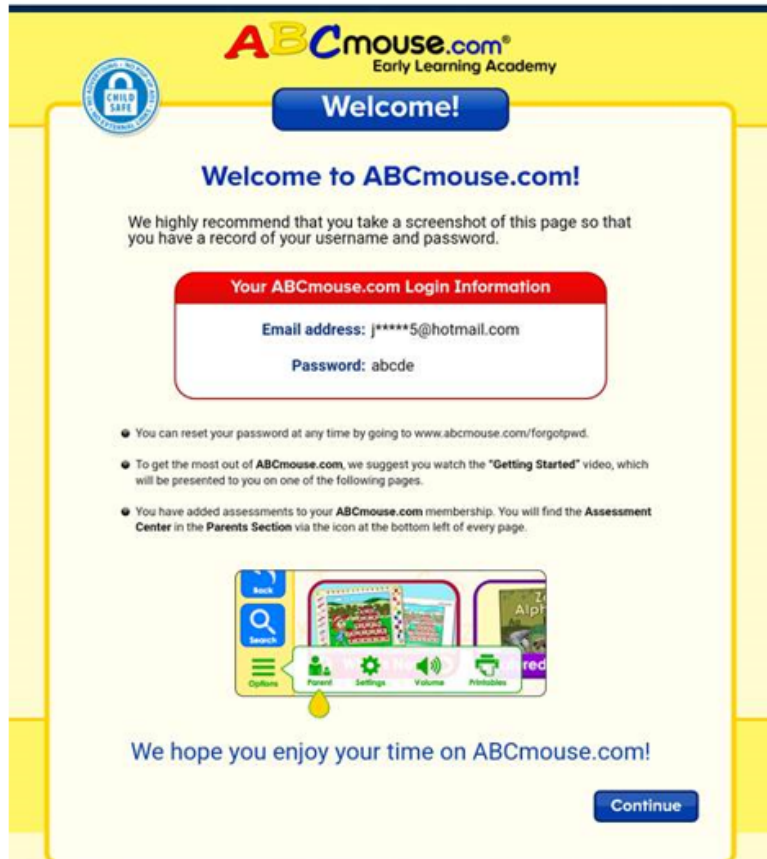
Create Password

Confirm Password

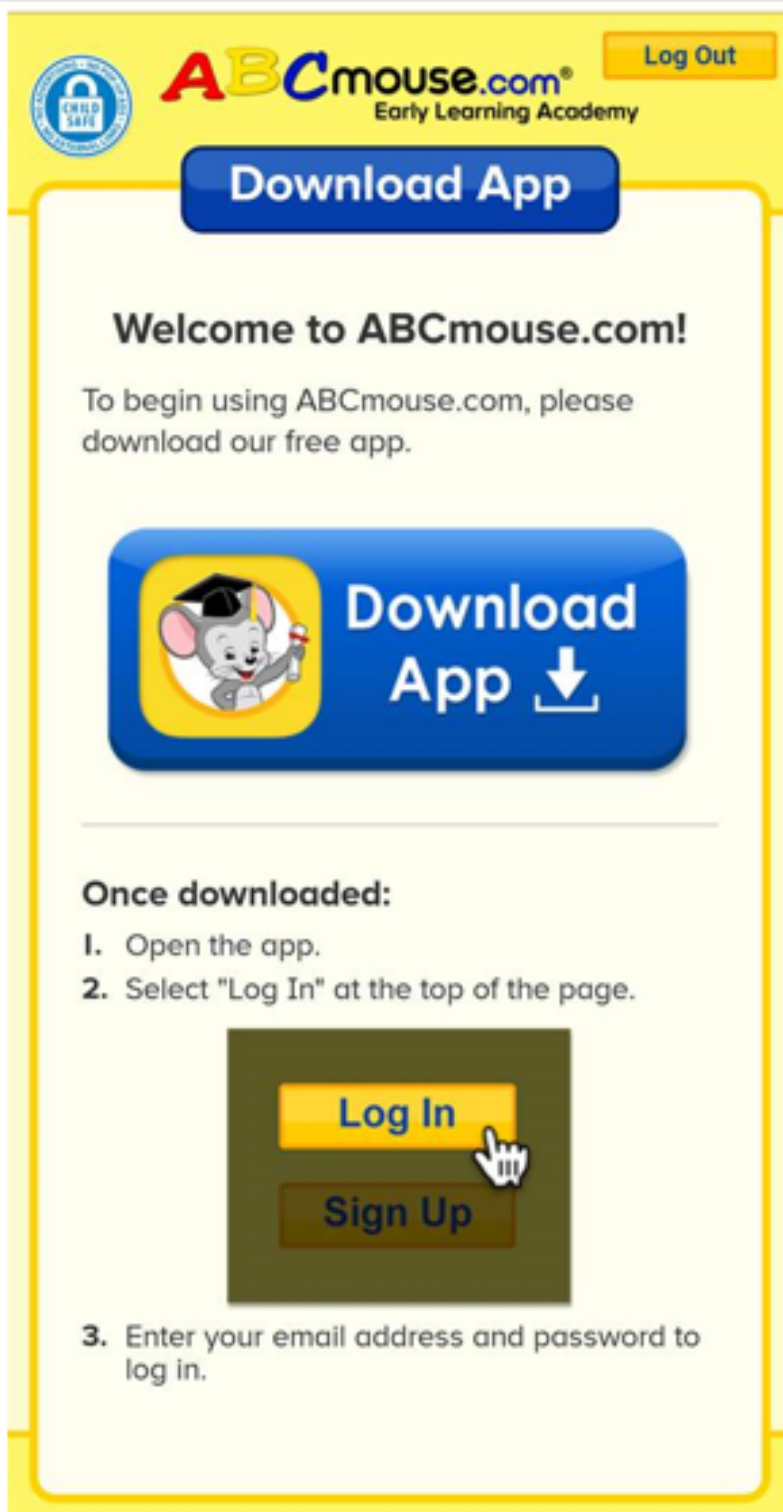
☐ I agree to the [Terms & Conditions](#)

Submit

After entering your email address and password on the previous page, you will see the following login confirmation page. We highly recommend that you save a copy of your login information:



The following page will appear after clicking **Continue** on the previous page if you have not previously downloaded the free ABCmouse app from your device's app store. Please read the instructions listed at the bottom of the following page **prior to** clicking the **Download App** button:



The screenshot shows the ABCmouse.com mobile app download page. At the top, there is a yellow header bar with the ABCmouse.com logo, the text "Early Learning Academy", and a "Log Out" button. Below the header, a large blue button with white text says "Download App". Underneath this button, the text "Welcome to ABCmouse.com!" is displayed, followed by the instruction "To begin using ABCmouse.com, please download our free app." Below this text is a large blue button with a yellow border. On the left side of this button is a cartoon mouse wearing a graduation cap and holding a diploma. To the right of the mouse, the text "Download App" is written in white, followed by a white download icon (a square with a downward arrow). Below this button, the text "Once downloaded:" is displayed, followed by a list of instructions: "1. Open the app." and "2. Select 'Log In' at the top of the page." Below the list is a screenshot of the app's login screen, which shows two buttons: "Log In" (yellow) and "Sign Up" (brown). A white hand icon is pointing at the "Log In" button. Below the login screen screenshot, the third instruction is displayed: "3. Enter your email address and password to log in."

Log Out

Download App

Welcome to ABCmouse.com!

To begin using ABCmouse.com, please download our free app.

Download App ↓

Once downloaded:

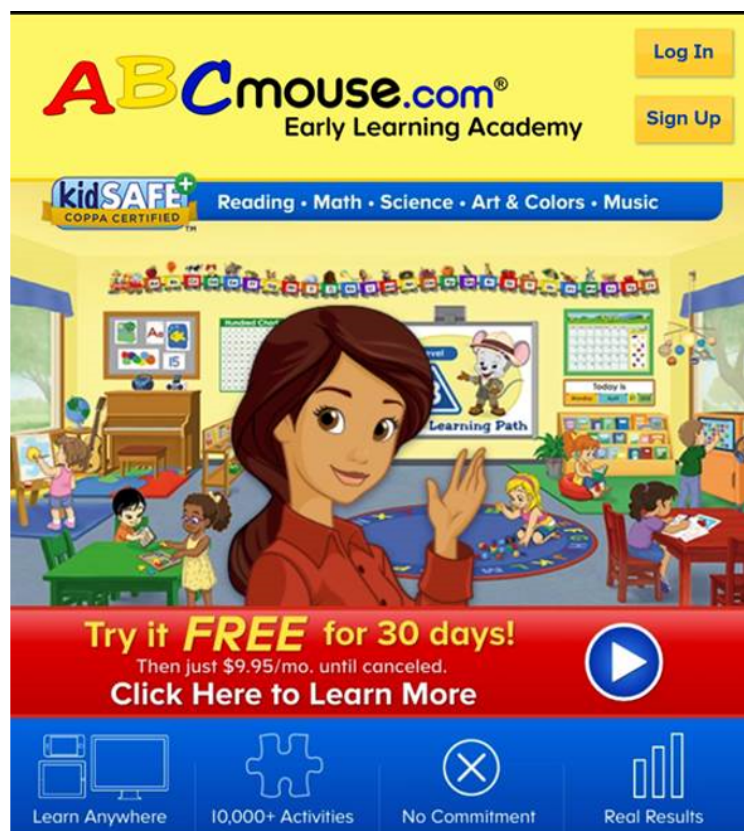
1. Open the app.
2. Select "Log In" at the top of the page.

Log In

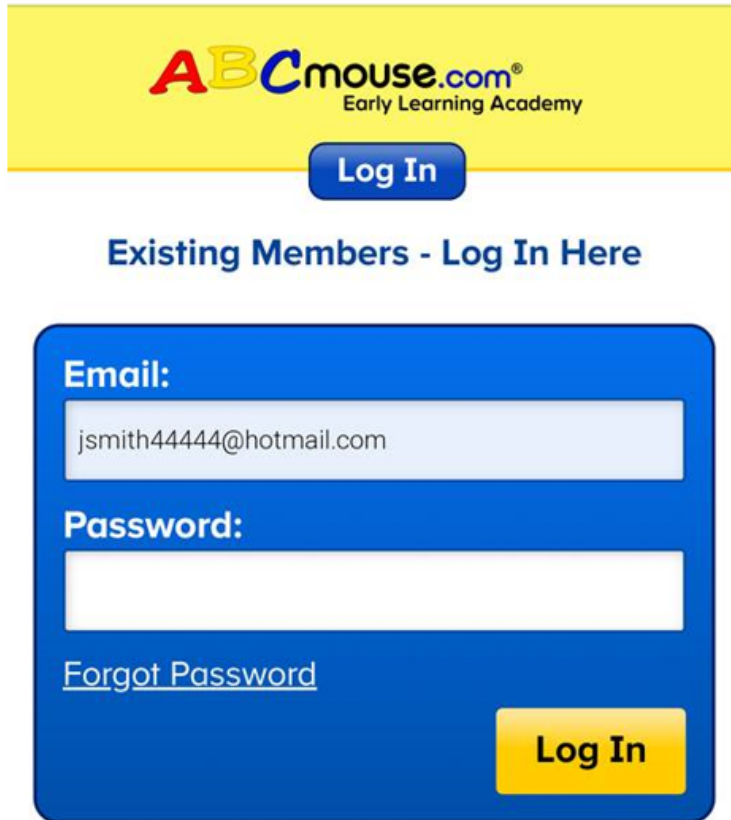
Sign Up

3. Enter your email address and password to log in.

After downloading the ABCmouse app and then clicking the newly created ABCmouse icon on your mobile device, the following page will appear (be sure to click the **Log In** button on this page):

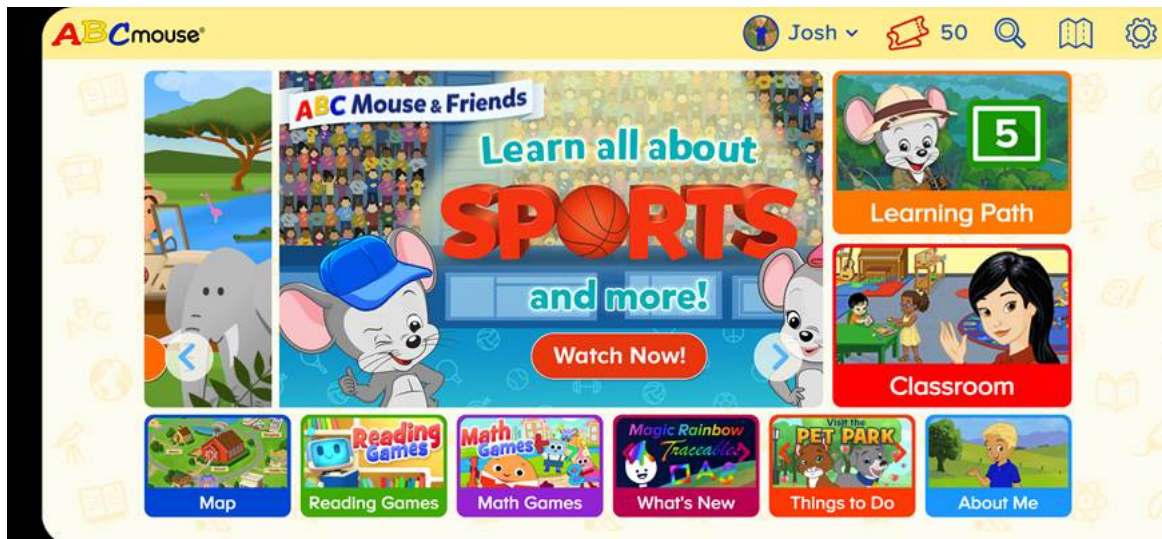


After clicking **Log In** on the previous page, enter your login credentials on the following page:



The login page features a yellow header with the ABCmouse.com logo and the text "Early Learning Academy". Below the header is a blue "Log In" button. Underneath the button is the text "Existing Members - Log In Here". The main login area is a blue box containing an "Email:" label, a text input field with the email "jsmith44444@hotmail.com", a "Password:" label, and an empty password input field. Below the password field is a link for "Forgot Password" and a yellow "Log In" button.

Now that you are logged into the ABCmouse app, you will be prompted to complete your registration by creating both parent/caregiver and child profiles. Once you have completed these last few registration pages, you will be taken directly to ABCmouse!




How to Access an Existing ABCmouse Account with a Mobile Device that's Never Previously Accessed that Account

- 1) Download the ABCmouse App from your device's app store if it was not previously downloaded.
- 2) After downloading the ABCmouse app and then clicking the newly created ABCmouse icon on your mobile device, the following page will appear (be sure to click the **Log In** button on this page):



3) After clicking **Log In** on the previous page, enter your login credentials on the following page:



The screenshot shows the login interface for ABCmouse.com. At the top, the logo "ABCMouse.com" is displayed in red and blue, with "Early Learning Academy" written below it. A blue "Log In" button is positioned below the logo. Underneath the button, the text "Existing Members - Log In Here" is shown in blue. The main login area is a blue rounded rectangle containing an "Email:" label, a text input field with the email "jsmith44444@hotmail.com", a "Password:" label, an empty password input field, a "[Forgot Password](#)" link, and a yellow "Log In" button.

4) Clicking the Log In button should take you right to your account.

How to Access Your ABCmouse Account if You Become Logged Out

Just click the ABCmouse link on your library's website and authenticate with your library card information, which will then take you directly to ABCmouse.

